DEEP BLUE 3.0

Mono

550W MBB Half-cell Module

M72S30 525-550/MR Series

Introduction

Assembled with 11BB PERC cells, the half-cell configuration of the modules offers the advantages of higher power output, better temperature-dependent performance, reduced shading effect on the energy generation, lower risk of hot spot, as well as enhanced tolerance for mechanical loading.

- Higher output power
- Lower LCOE
- Less shading and lower resistive loss
- Better mechanical loading tolerance

Superior Warranty

- 12-year product warranty
- 25-year linear power output warranty

0.55% Annual Degradation Over 25 years

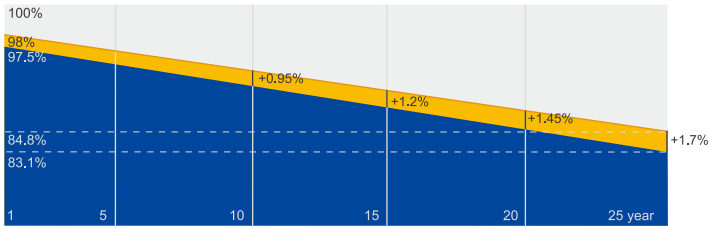

Lingtech solar warranty Standard module linear power warranty

Comprehensive Certificates

- IEC 61215, IEC 61730,UL 61215, UL 61730
- ISO 9001: 2015 Quality management systems
- ISO 14001: 2015 Environmental management systems
- ISO 45001: 2018 Occupational health and safety management systems
- IEC TS 62941: 2016 Terrestrial photovoltaic (PV) modules – Guidelines for increased confidence in PV module design qualification and type approval

Shenzhen Lingtech Technology Co.,Ltd
www.lingtechsolar.com
Tel: 0086- 755-23200509
Email: info@lingtechsolar.com

M72S30 525-550/MR Series

MECHANICAL DIAGRAMS

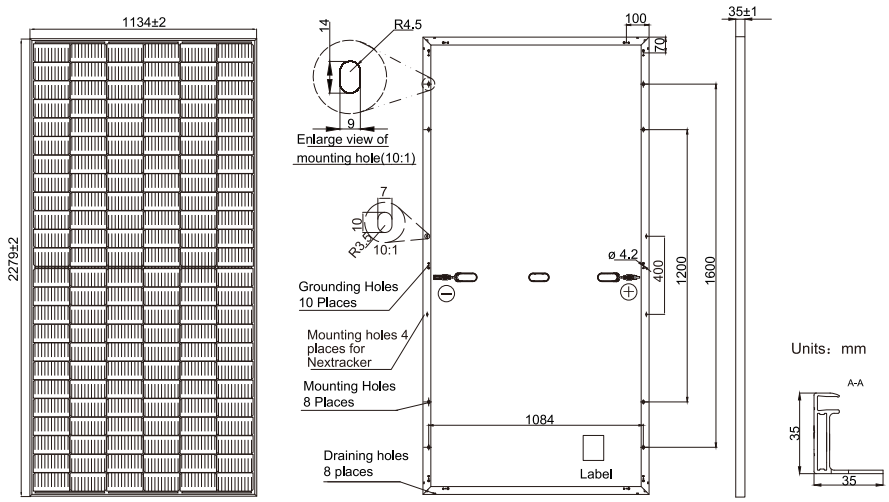

Remark: customized frame color and cable length available upon request

SPECIFICATIONS

Cell	Mono
Weight	28.6kg±3%
Dimensions	2279±2mm×1134±2mm×35±1mm
Cable Cross Section Size	4mm²（IEC），12 AWG(UL)
No. of cells	144(6×24)
Junction Box	IP68, 3 diodes
Connector	QC 4.10(1000V) QC 4.10-35(1500V)
Cable Length (Including Connector)	Portrait: 300mm(+)/400mm(-); Landscape: 1300mm(+)/1300mm(-)
Packaging Configuration	31pcs/Pallet, 620pcs/40ft Container

ELECTRICAL PARAMETERS AT STC

TYPE	M72S30 -525/MR	M72S30 -530/MR	M72S30 -535/MR	M72S30 -540/MR	M72S30 -545/MR	M72S30 -550/MR
Rated Maximum Power(Pmax) [W]	525	530	535	540	545	550
Open Circuit Voltage(Voc) [V]	49.15	49.30	49.45	49.60	49.75	49.90
Maximum Power Voltage(Vmp) [V]	41.15	41.31	41.47	41.64	41.80	41.96
Short Circuit Current(Isc) [A]	13.65	13.72	13.79	13.86	13.93	14.00
Maximum Power Current(Imp) [A]	12.76	12.83	12.90	12.97	13.04	13.11
Module Efficiency [%]	20.3	20.5	20.7	20.9	21.1	21.3
Power Tolerance	0~+5W					
Temperature Coefficient of Isc(α_Isc)	+0.045%°C					
Temperature Coefficient of Voc(β_Voc)	-0.275%/°C					
Temperature Coefficient of Pmax(γ_Pmp)	-0.350%/°C					
STC	Irradiance 1000W/m², cell temperature 25°C, AM1.5G					

Remark: Electrical data in this catalog do not refer to a single module and they are not part of the offer.They only serve for comparison among different module types.

ELECTRICAL PARAMETERS AT NOCT

TYPE	M72S30 -525/MR	M72S30 -530/MR	M72S30 -535/MR	M72S30 -540/MR	M72S30 -545/MR	M72S30 -550/MR
Rated Max Power(Pmax) [W]	397	401	405	408	412	416
Open Circuit Voltage(Voc) [V]	46.05	46.18	46.31	46.43	46.55	46.68
Max Power Voltage(Vmp) [V]	38.36	38.57	38.78	38.99	39.20	39.43
Short Circuit Current(Isc) [A]	10.97	11.01	11.05	11.09	11.13	11.17
Max Power Current(Imp) [A]	10.35	10.39	10.43	10.47	10.51	10.55
NOCT	Irradiance 800W/m², ambient temperature 20°C,wind speed 1m/s, AM1.5G					

*For NexTracker installations, Maximum Static Load, Front is 2000Pa while Maximum Static Load, Back is 2000Pa.

OPERATING CONDITIONS

Maximum System Voltage	1000V/1500V DC
Operating Temperature	-40℃~+85℃
Maximum Series Fuse Rating	25A
Maximum Static Load,Front* Maximum Static Load,Back*	5400Pa(112lb/ft²) 2400Pa(50lb/ft²)
NOCT	45±2℃
Safety Class	Class Ⅱ
Fire Performance	UL Type 1

CHARACTERISTICS

Current-Voltage Curve M72S30-540/MR

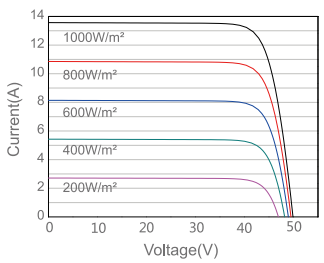

Power-Voltage Curve M72S30-540/MR

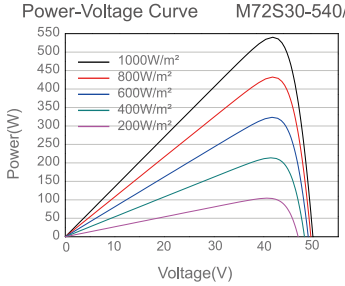

Current-Voltage Curve M72S30-540/MR

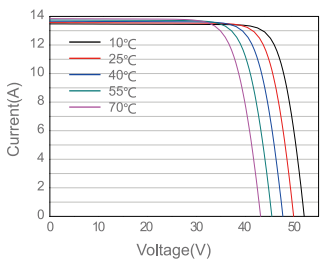

Shenzhen Lingtech Technology Co.,Ltd
www.lingtechsolar.com
Tel: 0086- 755-23200509
Email: info@lingtechsolar.com